



NATA LIGHTING CO.,LTD.
www.nata.cn
Email:info@nata.com
Tel:+86-750-3770000 Fax:+86-750-3771111
Address:380JinOu Road,GaoXin Zone,Jiang Men City,Guangdong,China

NATA

LumCAT: 2-2642-L
Luminaire: 92.70.429.00
LampCAT: CREE CXA1830 LES14
Ballast type: AC
Report No: 20231010-B015
Test No: 20231010-C015
Number of Lamps: 1
Lamp flux(lm): 1997.0
Length(mm): 0
Phm Type: C

Voltage(V): 36.4000
Current(A): 0.5300
Power (W): 19.0100
PF: 0.0000
Width(mm): 0
Height(mm): 0

Photometric Results

Lumens(lm): 1876.67, Efficiency(%): 93.97% , Luminous Efficacy(lm/W): 98.72
Central intensity(cd): 2995.405, Maximum intensity(cd): 2995.405
Angle of maximum intensity: $C=0.0$ $\gamma=0.0$
Beam Angle(50%Imax): [C0/180]Total=47.6
[C90/270]Total=47.6
Field angle(10%Imax): [C0/180]Total=71.4
[C90/270]Total=71.4
Maximum s/h(1/2): C0_180=0.75 C90_270=0.75
Maximum s/h(1/4): C0_180=0.75 C90_270=0.75
Up flux rate of lamp(%): 0.00%
Down flux rate of lamp(%): 93.97%
Up flux rate of LUM(%): - -
Down flux rate of LUM(%): 100.00%
CIE Type : Direct lighting
Output flux ratio in π solid angle : 97.953%

Equipment: GMS1980
Temperature(°C): 25.0

Date: 2023/10/10
Humidity(%): 60.0%

Operator: NT07
Distance(m): 7.44

$\gamma(^{\circ})$	Average I(cd)	Zonal F(lm)	Sum F(lm)	Eff Flux(%)	Eff Sum(%)
0.0	2995.405	0.000	0	0.00%	0.00%
1.0	2990.907	2.864	2.864	0.14%	0.15%
2.0	2985.510	8.578	11.442	0.43%	0.61%
3.0	2972.848	14.250	25.693	0.71%	1.37%
4.0	2951.606	19.831	45.524	0.99%	2.43%
5.0	2924.898	25.280	70.804	1.27%	3.77%
6.0	2887.396	30.545	101.349	1.53%	5.40%
7.0	2843.805	35.573	136.923	1.78%	7.30%
8.0	2791.703	40.332	177.255	2.02%	9.45%
9.0	2734.274	44.785	222.04	2.24%	11.83%
10.0	2669.372	48.901	270.941	2.45%	14.44%
11.0	2600.249	52.654	323.595	2.64%	17.24%
12.0	2530.504	56.086	379.682	2.81%	20.23%
13.0	2453.147	59.143	438.825	2.96%	23.38%
14.0	2374.960	61.799	500.625	3.09%	26.68%
15.0	2298.710	64.162	564.787	3.21%	30.10%
16.0	2217.825	66.180	630.967	3.31%	33.62%
17.0	2129.813	67.704	698.671	3.39%	37.23%
18.0	2047.128	68.869	767.54	3.45%	40.90%
19.0	1960.431	69.723	837.263	3.49%	44.61%
20.0	1865.915	70.033	907.296	3.51%	48.35%
21.0	1768.285	69.784	977.08	3.49%	52.06%
22.0	1671.762	69.129	1046.209	3.46%	55.75%
23.0	1574.478	68.115	1114.324	3.41%	59.38%
24.0	1479.823	66.778	1181.102	3.34%	62.94%
25.0	1358.620	64.540	1245.642	3.23%	66.38%
26.0	1275.264	62.173	1307.815	3.11%	69.69%
27.0	1164.550	59.691	1367.506	2.99%	72.87%
28.0	1089.871	57.077	1424.583	2.86%	75.91%
29.0	990.511	54.429	1479.011	2.73%	78.81%
30.0	871.750	50.281	1529.292	2.52%	81.49%
31.0	762.973	45.492	1574.784	2.28%	83.91%
32.0	655.186	40.629	1615.413	2.03%	86.08%
33.0	544.963	35.357	1650.769	1.77%	87.96%
34.0	440.393	29.820	1680.589	1.49%	89.55%
35.0	350.063	24.549	1705.138	1.23%	90.86%
36.0	281.238	20.101	1725.239	1.01%	91.93%
37.0	235.945	16.868	1742.106	0.84%	92.83%

$\gamma(^{\circ})$	Average I(cd)	Zonal F(lm)	Sum F(lm)	Eff Flux(%)	Eff Sum(%)
38.0	172.447	13.632	1755.738	0.68%	93.56%
39.0	122.242	10.059	1765.796	0.50%	94.09%
40.0	94.835	7.571	1773.367	0.38%	94.50%
41.0	81.432	6.277	1779.644	0.31%	94.83%
42.0	71.517	5.557	1785.201	0.28%	95.13%
43.0	64.120	5.024	1790.225	0.25%	95.39%
44.0	57.478	4.589	1794.815	0.23%	95.64%
45.0	51.832	4.201	1799.016	0.21%	95.86%
46.0	46.795	3.857	1802.873	0.19%	96.07%
47.0	42.774	3.562	1806.435	0.18%	96.26%
48.0	39.121	3.311	1809.746	0.17%	96.43%
49.0	36.021	3.086	1812.831	0.15%	96.60%
50.0	33.219	2.887	1815.718	0.14%	96.75%
51.0	31.026	2.718	1818.436	0.14%	96.90%
52.0	29.137	2.582	1821.018	0.13%	97.03%
53.0	27.469	2.462	1823.48	0.12%	97.17%
54.0	25.919	2.353	1825.834	0.12%	97.29%
55.0	24.653	2.257	1828.091	0.11%	97.41%
56.0	23.449	2.174	1830.265	0.11%	97.53%
57.0	22.391	2.096	1832.361	0.10%	97.64%
58.0	21.443	2.027	1834.388	0.10%	97.75%
59.0	20.578	1.964	1836.352	0.10%	97.85%
60.0	19.740	1.905	1838.257	0.10%	97.95%
61.0	19.007	1.849	1840.106	0.09%	98.05%
62.0	18.308	1.798	1841.904	0.09%	98.15%
63.0	17.616	1.747	1843.651	0.09%	98.24%
64.0	17.042	1.701	1845.352	0.09%	98.33%
65.0	16.475	1.659	1847.011	0.08%	98.42%
66.0	15.949	1.618	1848.628	0.08%	98.51%
67.0	15.395	1.576	1850.204	0.08%	98.59%
68.0	14.939	1.537	1851.741	0.08%	98.67%
69.0	14.454	1.499	1853.24	0.08%	98.75%
70.0	13.984	1.461	1854.701	0.07%	98.83%
71.0	13.534	1.422	1856.123	0.07%	98.91%
72.0	13.126	1.386	1857.509	0.07%	98.98%
73.0	12.711	1.351	1858.86	0.07%	99.05%
74.0	12.288	1.314	1860.175	0.07%	99.12%
75.0	11.887	1.277	1861.452	0.06%	99.19%

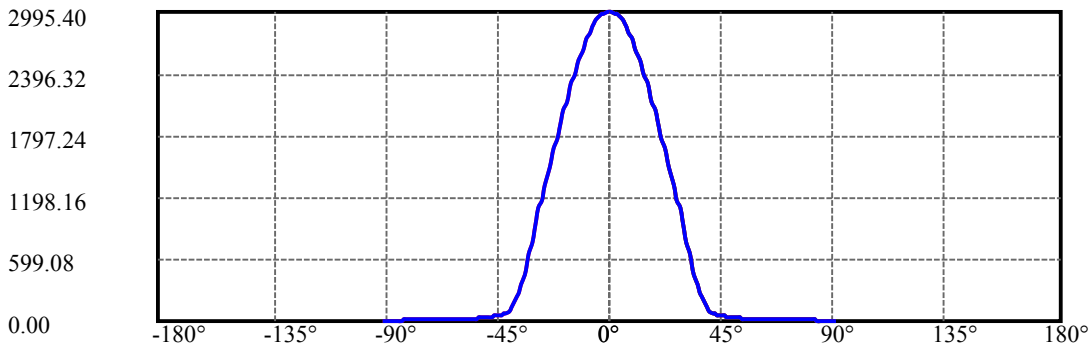
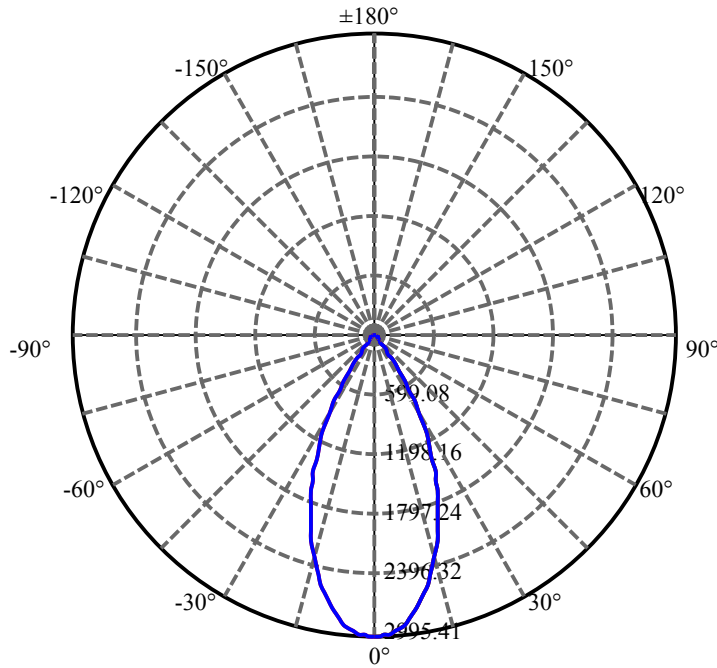
$\gamma(^{\circ})$	Average I(cd)	Zonal F(lm)	Sum F(lm)	Eff Flux(%)	Eff Sum(%)
76.0	11.479	1.240	1862.692	0.06%	99.26%
77.0	11.098	1.204	1863.896	0.06%	99.32%
78.0	10.711	1.167	1865.064	0.06%	99.38%
79.0	10.351	1.132	1866.195	0.06%	99.44%
80.0	9.977	1.096	1867.291	0.05%	99.50%
81.0	9.645	1.061	1868.352	0.05%	99.56%
82.0	9.306	1.028	1869.38	0.05%	99.61%
83.0	8.995	0.995	1870.375	0.05%	99.66%
84.0	8.725	0.965	1871.34	0.05%	99.72%
85.0	8.504	0.940	1872.281	0.05%	99.77%
86.0	8.282	0.918	1873.198	0.05%	99.82%
87.0	8.095	0.896	1874.095	0.04%	99.86%
88.0	7.888	0.876	1874.97	0.04%	99.91%
89.0	7.729	0.856	1875.826	0.04%	99.96%
90.0	7.653	0.843	1876.669	0.04%	100.00%

ZONAL LUMEN SUMMARY

Zone	Lumens	%Lamp	%Fixt
0-30	1529.29	76.58%	81.49%
0-40	1773.37	88.80%	94.50%
0-60	1838.26	92.05%	97.95%
0-90	1875.83	93.93%	99.96%
0-120	1875.83	93.93%	99.96%
0-180	1876.67	93.97%	100.00%
60-90	37.57	1.88%	2.00%
90-120	0.00	0.00%	0.00%
90-130	0.00	0.00%	0.00%
90-150	0.00	0.00%	0.00%
90-180	0.00	0.00%	0.00%
0-29.44	1501.34	75.18%	80.00%

ZONAL LUMEN SUMMARY

0-10	270.94
10-20	636.35
20-30	622.00
30-40	244.08
40-50	42.35
50-60	22.54
60-70	16.44
70-80	12.59
80-90	8.53
90-100	0.00
100-110	0.00
110-120	0.00
120-130	0.00
130-140	0.00
140-150	0.00
150-160	0.00
160-170	0.00
170-180	0.00



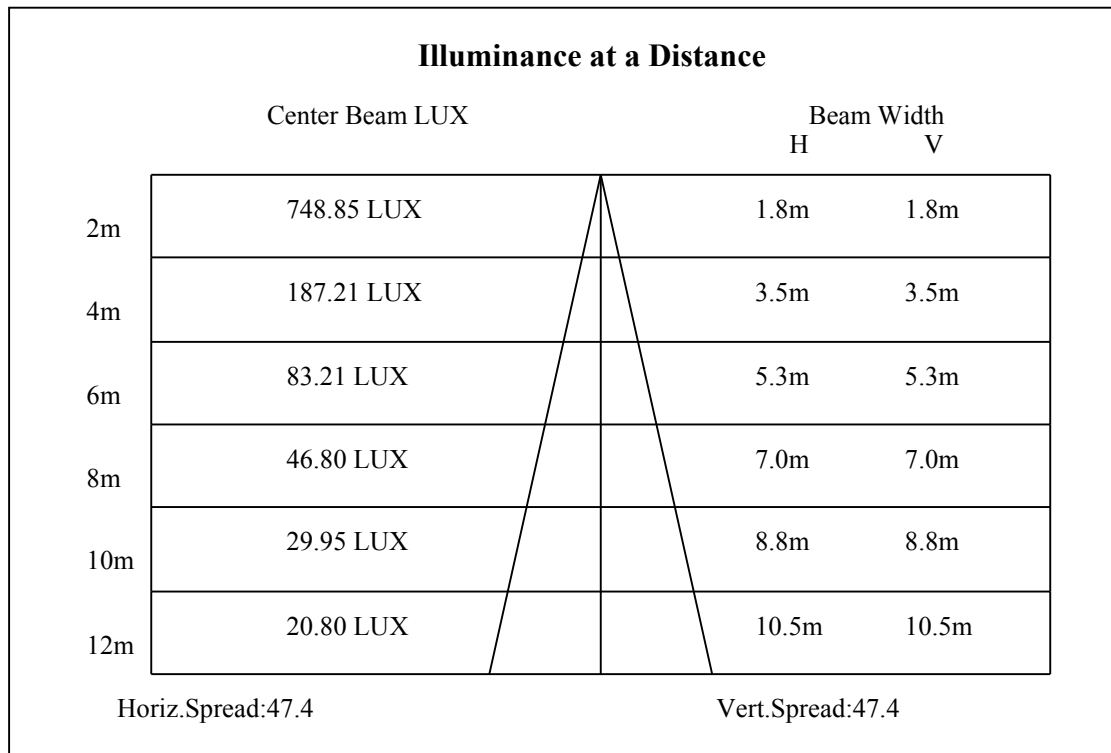
C0(Max): —————

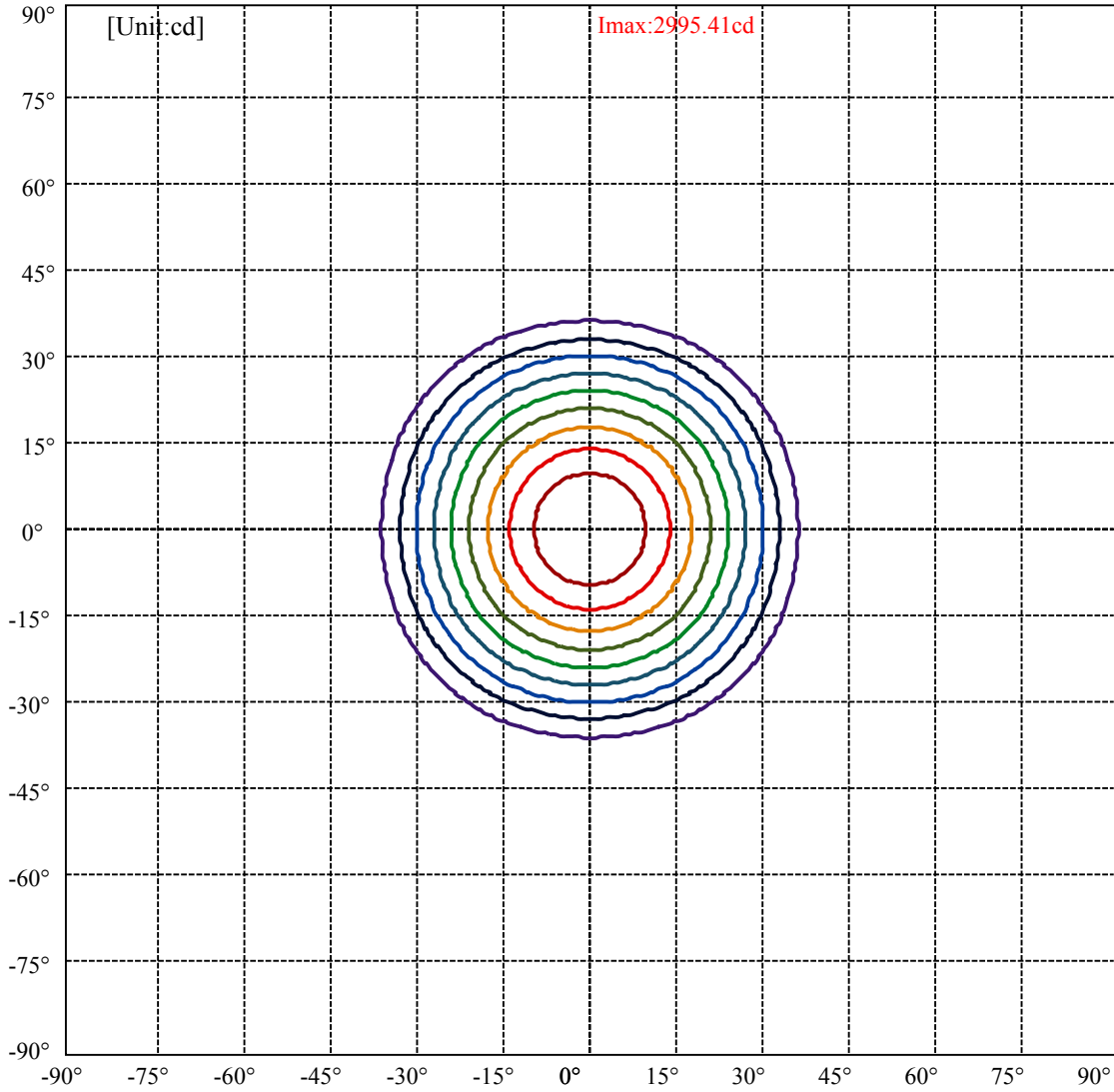
C0/C180: —————

C90/C270: —————

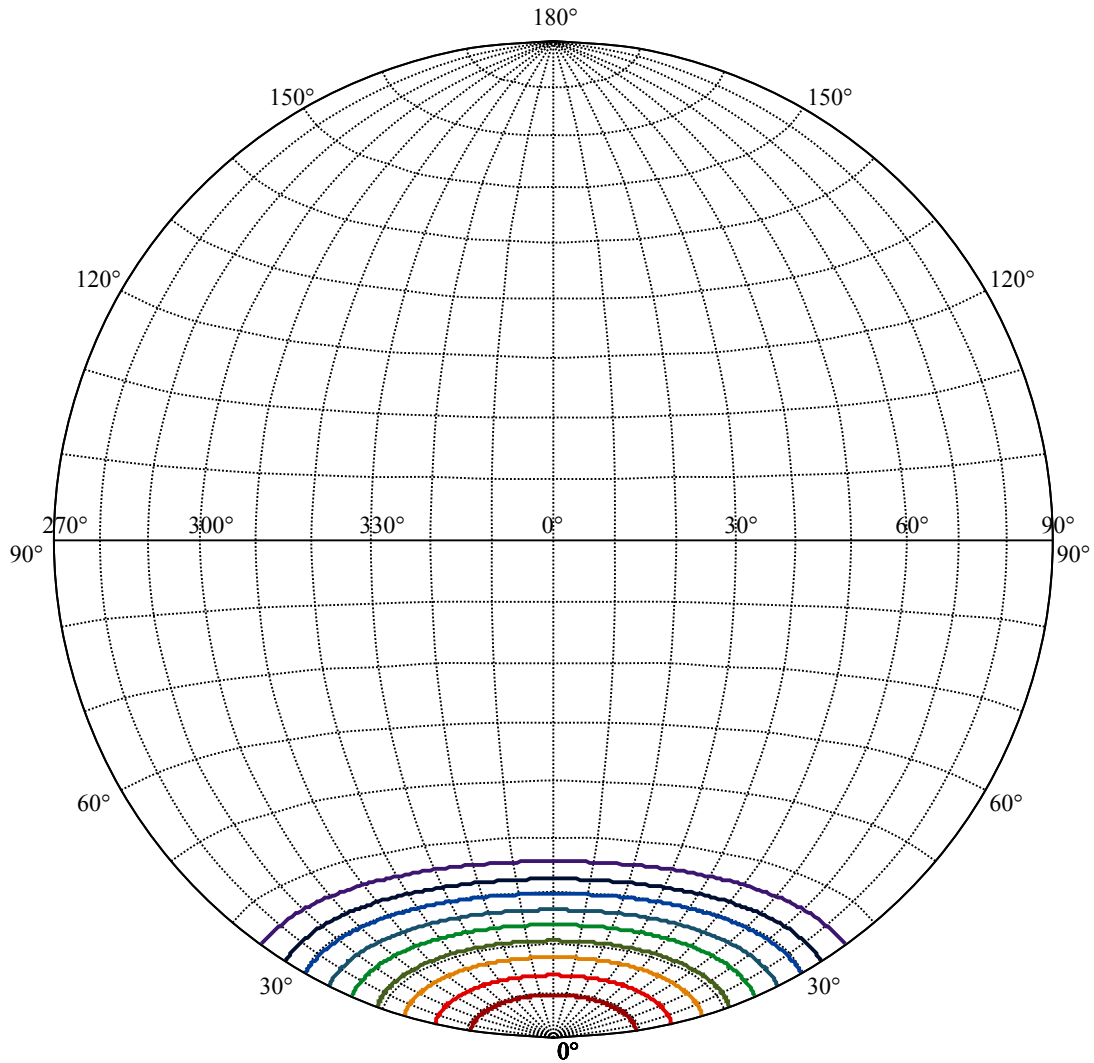
Field angle(10%Imax):C0/180Left:35.7 Right:35.7
:C90/270Left:35.7 Right:35.7

Beam Angle(50%Imax):C0/180Left:23.8 Right:23.8
:C90/270Left:23.8 Right:23.8





(10%Imax) 299.54	—
(20%Imax) 599.081	—
(30%Imax) 898.621	—
(40%Imax) 1198.16	—
(50%Imax) 1497.7	—
(60%Imax) 1797.24	—
(70%Imax) 2096.78	—
(80%Imax) 2396.32	—
(90%Imax) 2695.86	—



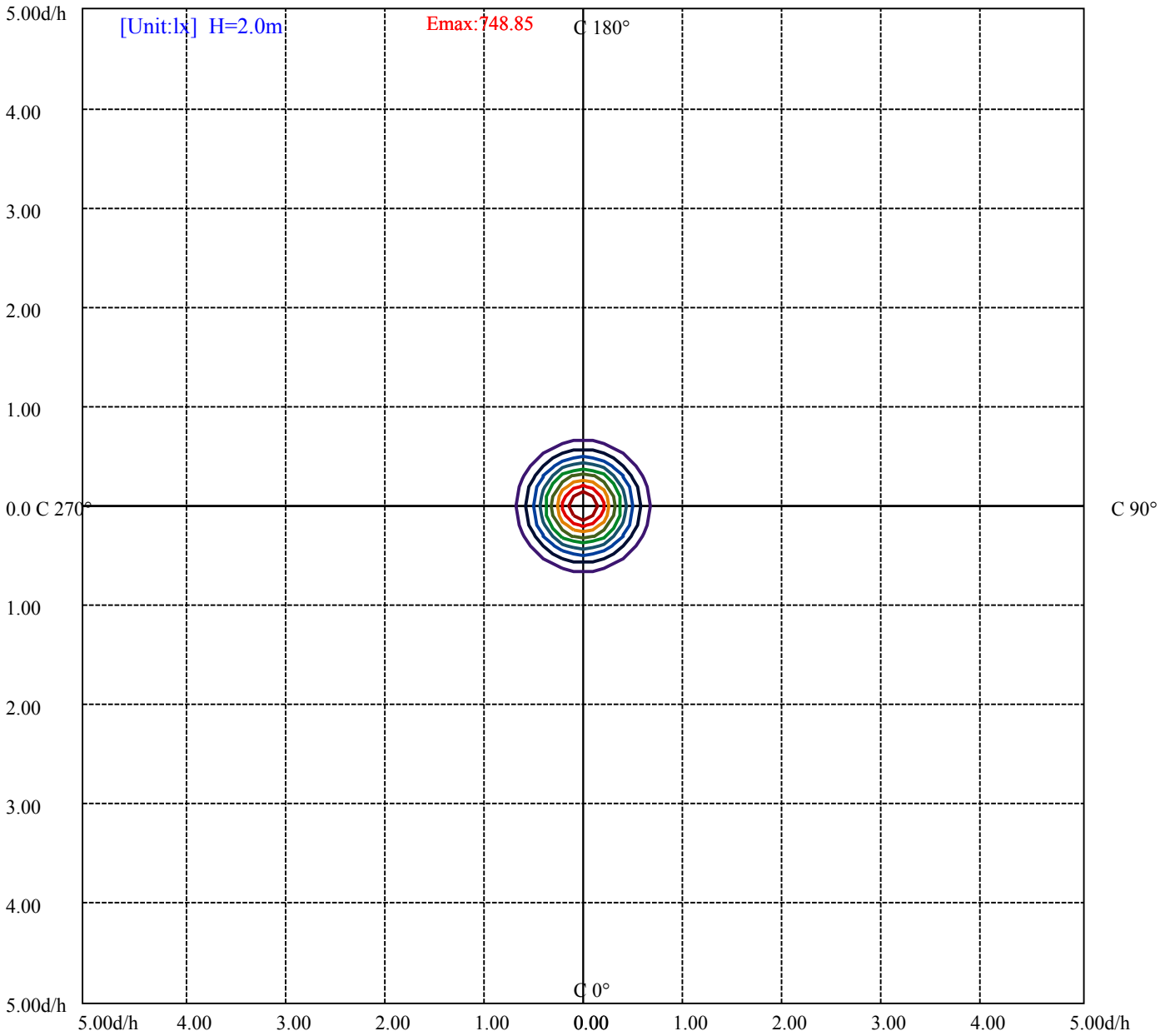
House

[Unit:cd]

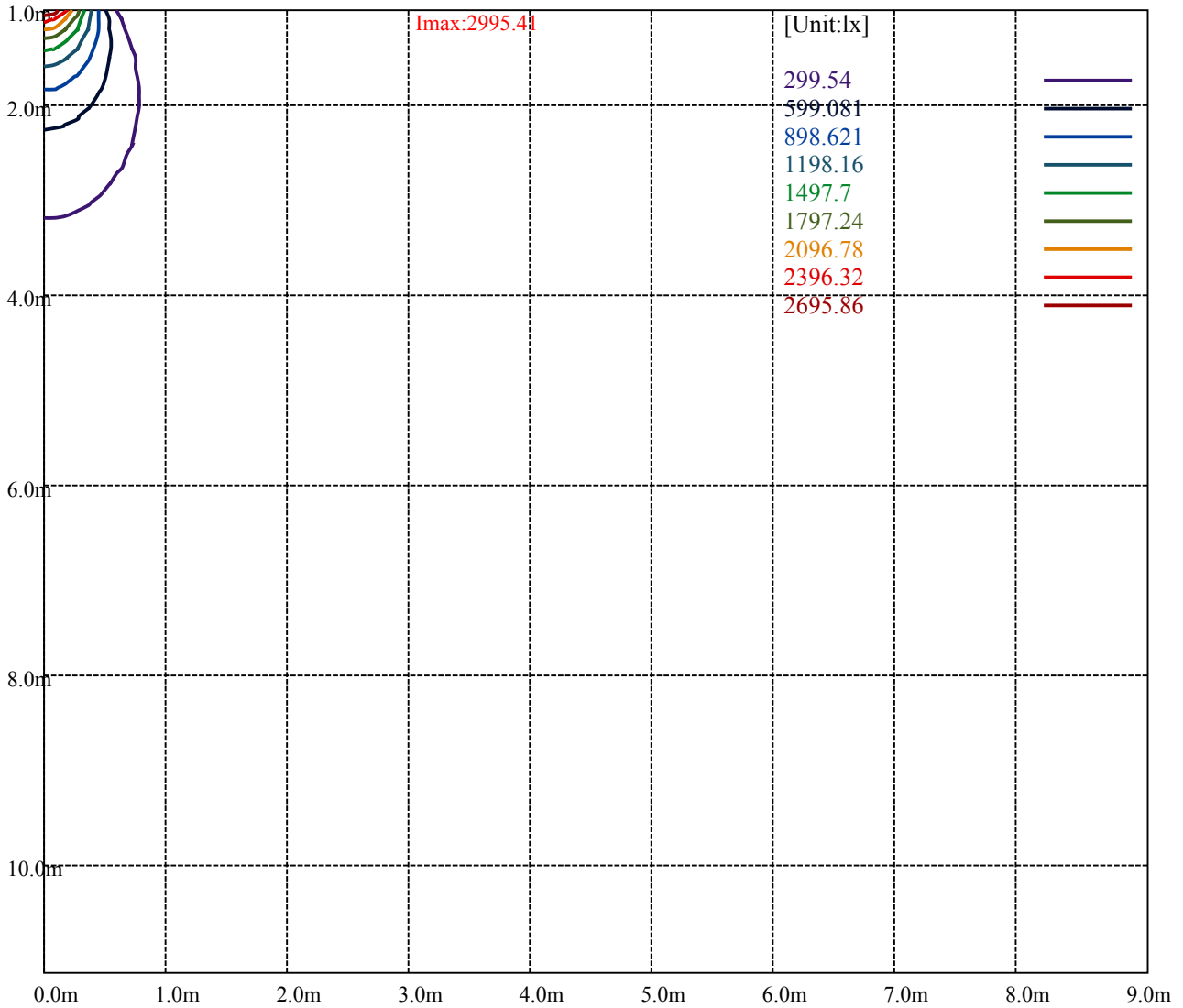
Road

Imax:2995.41

(10%Imax) 299.54	—
(20%Imax) 599.081	—
(30%Imax) 898.621	—
(40%Imax) 1198.16	—
(50%Imax) 1497.7	—
(60%Imax) 1797.24	—
(70%Imax) 2096.78	—
(80%Imax) 2396.32	—
(90%Imax) 2695.86	—



(10%Emax) 74.885	—
(20%Emax) 149.7702	—
(30%Emax) 224.6552	—
(40%Emax) 299.54	—
(50%Emax) 374.425	—
(60%Emax) 449.31	—
(70%Emax) 524.195	—
(80%Emax) 599.08	—
(90%Emax) 673.965	—



Luminance Table

γ	45	50	55	60	65	70	75	80	85
C0	0	0	0	0	0	0	0	0	0
C45	0	0	0	0	0	0	0	0	0
C90	0	0	0	0	0	0	0	0	0

L(Hor)(65)	L(Ver)(65)	L45(65)	L(Hor)(75)	L(Ver)(75)	L45(75)	L(Hor)(85)	L(Ver)(85)	L45(85)
0	0	0	0	0	0	0	0	0

Glare Table

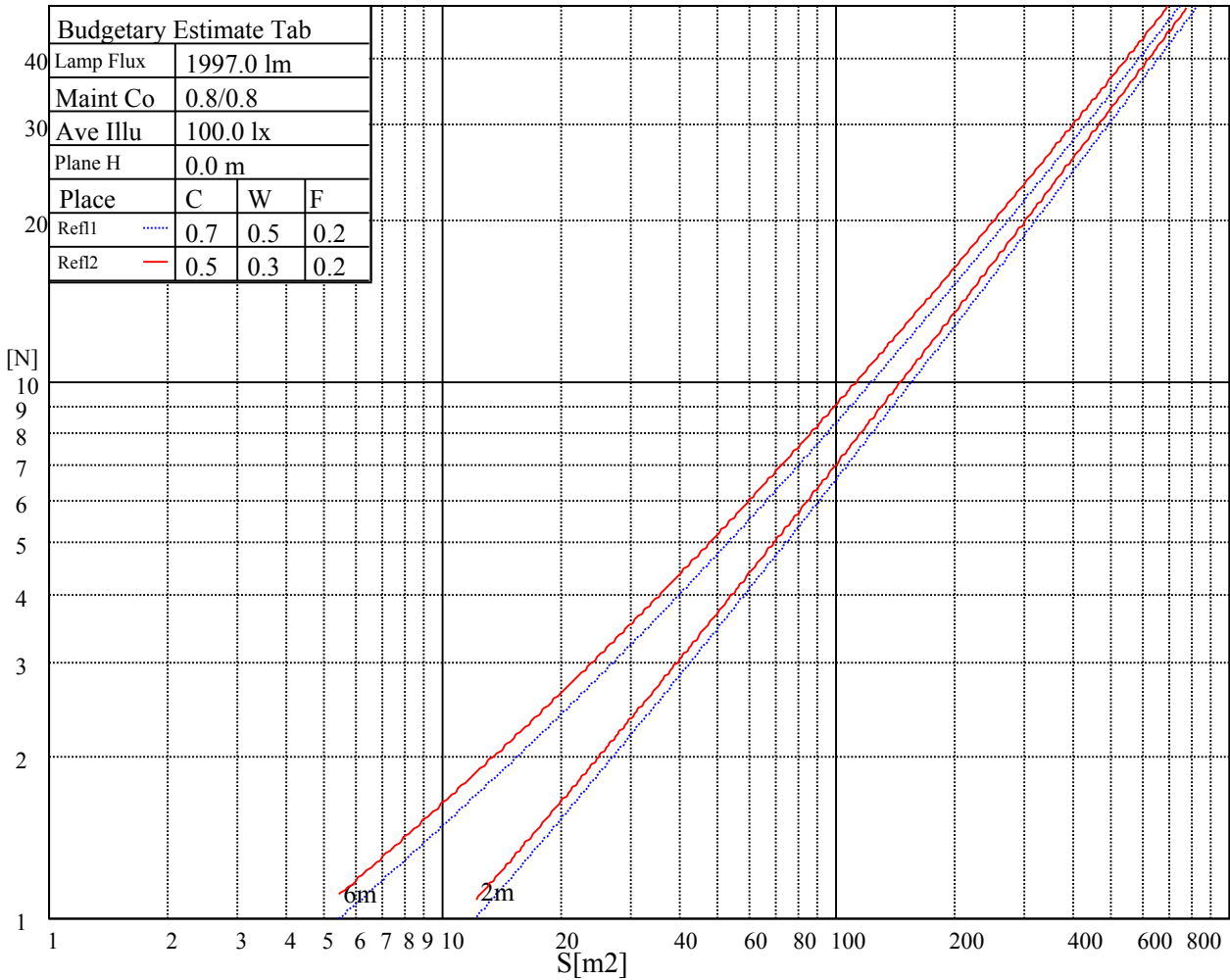
Glare	Quality	Service Values Illuminance(lx)							
1.15	A	2000	1000	500	<=300				
1.5	B		2000	1000	500	<=300			
1.85	C			2000	1000	500	<=300		
2.2	D				2000	1000	500	<=300	
2.55	E					2000	1000	500	<=300
		a	b	c	d	e	f	g	h

Luminance Limiting Curve

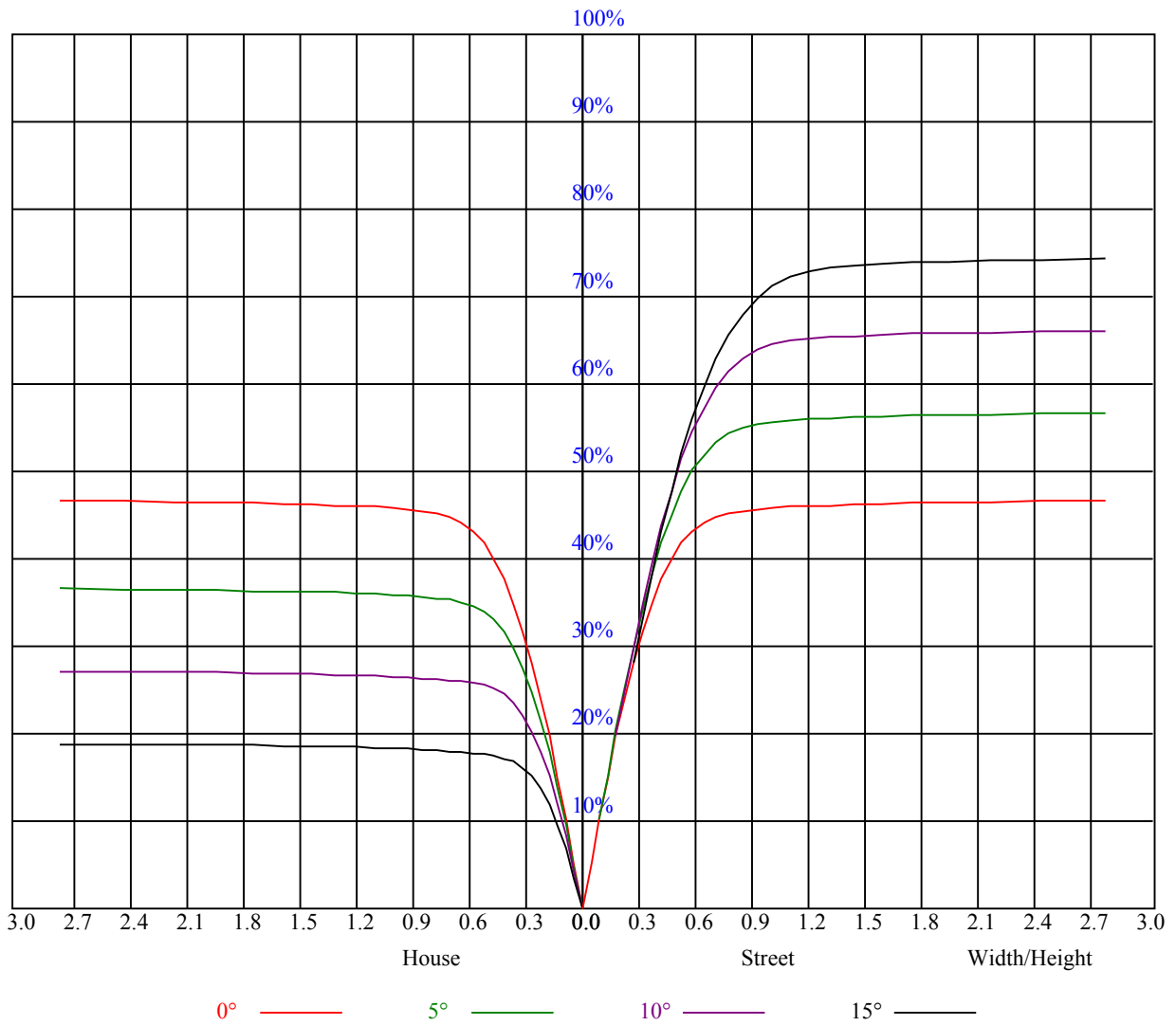


Illumination assessment according UGR											
Rf of Ceiling	70	70	50	50	30	70	70	50	50	30	
Rf of Wall	50	30	50	30	30	50	30	50	30	30	
Rf of Floor	20	20	20	20	20	20	20	20	20	20	
Room dimensions		Viewed crosswise					Viewed endwise				
X	Y										
2H	2H	非数字	非数字	非数字	非数字	非数字	非数字	非数字	非数字	非数字	
	3H	非数字	非数字	非数字	非数字	非数字	非数字	非数字	非数字	非数字	
	4H	非数字	非数字	非数字	非数字	非数字	非数字	非数字	非数字	非数字	
	6H	非数字	非数字	非数字	非数字	非数字	非数字	非数字	非数字	非数字	
	8H	非数字	非数字	非数字	非数字	非数字	非数字	非数字	非数字	非数字	
	12H	非数字	非数字	非数字	非数字	非数字	非数字	非数字	非数字	非数字	
4H	2H	非数字	非数字	非数字	非数字	非数字	非数字	非数字	非数字	非数字	
	3H	非数字	非数字	非数字	非数字	非数字	非数字	非数字	非数字	非数字	
	4H	非数字	非数字	非数字	非数字	非数字	非数字	非数字	非数字	非数字	
	6H	非数字	非数字	非数字	非数字	非数字	非数字	非数字	非数字	非数字	
	8H	非数字	非数字	非数字	非数字	非数字	非数字	非数字	非数字	非数字	
8H	12H	非数字	非数字	非数字	非数字	非数字	非数字	非数字	非数字	非数字	
	4H	非数字	非数字	非数字	非数字	非数字	非数字	非数字	非数字	非数字	
	6H	非数字	非数字	非数字	非数字	非数字	非数字	非数字	非数字	非数字	
	8H	非数字	非数字	非数字	非数字	非数字	非数字	非数字	非数字	非数字	
12H	12H	非数字	非数字	非数字	非数字	非数字	非数字	非数字	非数字	非数字	
	4H	非数字	非数字	非数字	非数字	非数字	非数字	非数字	非数字	非数字	
	6H	非数字	非数字	非数字	非数字	非数字	非数字	非数字	非数字	非数字	
	8H	非数字	非数字	非数字	非数字	非数字	非数字	非数字	非数字	非数字	
Variation with the observer position at spacings:											
S = 1.0H		非数字/非数字					非数字/非数字				
S = 1.5H		非数字/非数字					非数字/非数字				
S = 2.0H		非数字/非数字					非数字/非数字				
Standard tables:		BK0					BK0				
Uncorrected UGR		负无穷大					负无穷大				

UGR calculation is based on CIE Publ. 117 ,S/H = 0.25



RHOCC	80			70			50			30			10			0
RHOW	50	30	10	50	30	10	50	30	10	50	30	10	50	30	10	0
RCR	COEFFICIENTS OF UTILIZATION RHOFC=20 CU															
0	1.12	1.12	1.12	1.09	1.09	1.09	1.04	1.04	1.04	1.00	1.00	1.00	0.96	0.96	0.96	0.94
1	1.04	1.02	1.00	1.02	1.00	0.98	0.98	0.97	0.95	0.95	0.94	0.92	0.92	0.91	0.90	0.88
2	0.97	0.94	0.91	0.96	0.93	0.90	0.93	0.90	0.88	0.90	0.88	0.86	0.87	0.86	0.84	0.83
3	0.91	0.87	0.83	0.90	0.86	0.83	0.88	0.84	0.81	0.85	0.83	0.80	0.83	0.81	0.79	0.78
4	0.86	0.81	0.77	0.85	0.81	0.77	0.83	0.79	0.76	0.81	0.78	0.75	0.80	0.77	0.74	0.73
5	0.81	0.76	0.72	0.80	0.76	0.72	0.79	0.75	0.71	0.77	0.74	0.71	0.76	0.73	0.70	0.69
6	0.77	0.72	0.68	0.76	0.71	0.68	0.75	0.71	0.67	0.74	0.70	0.67	0.72	0.69	0.66	0.65
7	0.73	0.68	0.64	0.72	0.67	0.64	0.71	0.67	0.64	0.70	0.66	0.63	0.69	0.66	0.63	0.62
8	0.69	0.64	0.61	0.69	0.64	0.60	0.68	0.63	0.60	0.67	0.63	0.60	0.66	0.62	0.60	0.59
9	0.66	0.61	0.57	0.66	0.61	0.57	0.65	0.60	0.57	0.64	0.60	0.57	0.63	0.59	0.57	0.56
10	0.63	0.58	0.55	0.63	0.58	0.54	0.62	0.57	0.54	0.61	0.57	0.54	0.60	0.57	0.54	0.53



Intensity data(cd)

C/γ(°)	0.0	1.0	2.0	3.0	4.0	5.0	6.0	7.0	8.0
0.0	2995.68	2985.72	2980.74	2968.00	2933.13	2899.92	2860.07	2812.46	2735.52
45.0	2996.79	2988.49	2979.63	2955.83	2928.70	2888.30	2847.89	2800.84	2749.36
90.0	2989.04	2970.77	2945.86	2912.10	2875.56	2822.42	2780.91	2711.72	2651.38
135.0	3000.11	2990.70	2977.97	2958.04	2924.28	2888.30	2834.05	2785.89	2725.56
180.0	2995.68	2999.00	2992.36	2983.50	2970.22	2955.27	2922.06	2887.19	2842.91
225.0	2996.79	2993.47	2996.79	2990.15	2975.20	2955.27	2922.06	2880.55	2842.35
270.0	2989.04	2998.45	3003.43	3003.98	3003.43	3005.09	2985.16	2960.26	2920.40
315.0	3000.11	3000.66	3007.31	3011.18	3002.32	2984.61	2946.97	2911.54	2866.15
360.0	2995.68	2985.72	2980.74	2968.00	2933.13	2899.92	2860.07	2812.46	2735.52

C/γ(°)	9.0	10.0	11.0	12.0	13.0	14.0	15.0	16.0	17.0
0.0	2667.43	2601.01	2506.91	2441.59	2367.42	2277.19	2197.48	2121.09	2022.57
45.0	2691.79	2628.69	2541.23	2474.25	2400.08	2332.55	2243.43	2165.93	2091.76
90.0	2586.06	2508.57	2443.25	2374.06	2286.05	2218.52	2148.77	2073.49	1978.28
135.0	2667.99	2606.55	2546.21	2469.27	2403.95	2333.10	2266.12	2175.89	2104.49
180.0	2789.77	2728.88	2674.08	2614.30	2535.14	2463.73	2392.33	2323.14	2232.36
225.0	2796.41	2723.34	2660.24	2593.26	2520.75	2429.41	2355.24	2255.05	2172.57
270.0	2876.12	2819.66	2759.88	2695.66	2604.89	2529.60	2448.23	2367.97	2262.80
315.0	2798.62	2738.29	2670.20	2581.64	2506.91	2415.58	2338.08	2260.03	2173.68
360.0	2667.43	2601.01	2506.91	2441.59	2367.42	2277.19	2197.48	2121.09	2022.57

C/γ(°)	18.0	19.0	20.0	21.0	22.0	23.0	24.0	25.0	26.0
0.0	1941.75	1855.40	1764.06	1647.27	1554.83	1461.83	1380.46	1226.03	1102.20
45.0	1993.23	1909.09	1803.36	1720.89	1626.23	1537.67	1425.30	1344.48	1263.67
90.0	1902.45	1821.08	1731.41	1616.27	1527.70	1442.46	1335.07	1078.95	1078.95
135.0	2028.10	1948.94	1843.77	1759.08	1647.82	1560.36	1469.58	1361.64	1278.06
180.0	2159.29	2071.83	1973.30	1889.72	1776.24	1676.05	1589.15	1506.12	1398.73
225.0	2095.08	1988.25	1903.55	1811.67	1720.33	1602.43	1510.54	1421.43	1335.63
270.0	2185.86	2103.38	2015.37	1900.23	1812.78	1723.10	1624.57	1510.54	1425.85
315.0	2071.28	1985.48	1892.48	1801.15	1708.16	1591.91	1503.90	1419.76	1319.02
360.0	1941.75	1855.40	1764.06	1647.27	1554.83	1461.83	1380.46	1226.03	1102.20

C/γ(°)	27.0	28.0	29.0	30.0	31.0	32.0	33.0	34.0	35.0
0.0	1102.20	982.25	884.00	754.75	650.57	548.55	453.24	343.64	266.53
45.0	1178.42	1084.32	960.33	862.91	763.27	638.73	543.52	430.04	347.57
90.0	1029.52	927.34	825.10	699.39	596.32	500.45	412.00	312.36	243.56
135.0	1180.64	1081.00	947.60	839.66	733.38	625.99	503.11	412.33	328.75
180.0	1314.04	1221.60	1128.05	999.63	892.80	779.32	666.40	536.32	439.45
225.0	1098.38	1098.38	1019.56	886.10	774.45	665.96	535.16	439.06	332.23
270.0	1315.15	1226.03	1134.14	1011.25	904.98	798.70	664.74	563.44	467.68
315.0	1098.05	1098.05	1025.31	920.31	788.01	683.78	581.54	485.95	374.74
360.0	1102.20	982.25	884.00	754.75	650.57	548.55	453.24	343.64	266.53

C/γ(°)	36.0	37.0	38.0	39.0	40.0	41.0	42.0	43.0	44.0
0.0	202.26	153.11	112.48	94.82	82.92	73.56	64.27	58.01	51.48
45.0	290.55	290.55	142.20	112.92	95.54	80.65	71.85	64.38	58.01
90.0	186.04	142.48	107.39	92.88	79.43	71.13	64.15	56.52	51.59
135.0	291.10	291.10	131.80	101.63	88.68	78.82	69.14	62.38	56.63
180.0	349.78	291.10	291.10	142.42	106.28	90.84	77.99	70.19	63.27
225.0	257.50	195.45	146.35	112.53	88.73	78.38	69.97	63.27	55.91
270.0	379.12	299.96	281.69	202.37	120.39	93.88	82.53	73.34	64.43
315.0	293.54	223.79	166.56	118.35	96.70	84.19	72.24	64.87	58.51
360.0	202.26	153.11	112.48	94.82	82.92	73.56	64.27	58.01	51.48

Intensity data(cd)

C/γ(°)	45.0	46.0	47.0	48.0	49.0	50.0	51.0	52.0	53.0
0.0	46.94	42.95	38.47	35.54	32.94	30.33	28.62	27.12	25.68
45.0	51.64	47.22	43.40	38.97	35.98	33.54	31.00	29.28	27.68
90.0	47.22	42.40	38.97	36.20	33.65	31.66	29.45	27.90	26.46
135.0	50.43	46.11	42.23	38.80	35.09	32.71	30.72	28.95	27.01
180.0	57.12	50.76	46.22	42.23	38.69	34.98	32.49	30.44	28.23
225.0	51.04	45.50	41.85	38.47	35.59	32.60	30.61	28.51	27.12
270.0	58.29	52.03	47.60	43.67	40.19	36.42	34.04	31.83	30.06
315.0	51.98	47.38	43.45	39.08	36.04	33.49	31.27	29.06	27.51
360.0	46.94	42.95	38.47	35.54	32.94	30.33	28.62	27.12	25.68
C/γ(°)	54.0	55.0	56.0	57.0	58.0	59.0	60.0	61.0	62.0
0.0	24.19	23.08	22.14	21.20	20.20	19.48	18.71	17.99	17.38
45.0	26.02	24.85	23.86	22.58	21.70	20.87	20.09	19.32	18.54
90.0	24.96	23.80	22.58	21.64	20.87	19.93	19.15	18.49	17.88
135.0	25.63	24.19	23.19	22.31	21.15	20.37	19.60	18.93	18.10
180.0	26.74	25.35	23.86	22.81	21.81	20.76	19.98	19.26	18.54
225.0	25.74	24.58	23.25	22.25	21.37	20.65	19.65	18.99	18.32
270.0	28.01	26.63	25.30	23.91	22.92	22.03	20.98	20.20	19.43
315.0	26.07	24.74	23.41	22.42	21.53	20.54	19.76	18.88	18.27
360.0	24.19	23.08	22.14	21.20	20.20	19.48	18.71	17.99	17.38
C/γ(°)	63.0	64.0	65.0	66.0	67.0	68.0	69.0	70.0	71.0
0.0	16.72	16.16	15.67	15.22	14.67	14.23	13.84	13.40	12.95
45.0	17.88	17.33	16.66	16.11	15.50	15.06	14.56	14.06	13.56
90.0	17.10	16.61	16.11	15.55	14.95	14.50	14.00	13.51	13.12
135.0	17.55	16.99	16.44	15.83	15.33	14.89	14.34	13.84	13.34
180.0	17.82	17.21	16.66	16.16	15.55	15.11	14.61	14.17	13.73
225.0	17.60	17.05	16.44	15.89	15.44	14.95	14.50	14.06	13.62
270.0	18.60	17.99	17.38	16.88	16.22	15.72	15.28	14.78	14.28
315.0	17.66	16.99	16.44	15.94	15.50	15.06	14.50	14.06	13.67
360.0	16.72	16.16	15.67	15.22	14.67	14.23	13.84	13.40	12.95
C/γ(°)	72.0	73.0	74.0	75.0	76.0	77.0	78.0	79.0	80.0
0.0	12.57	12.18	11.85	11.40	11.07	10.63	10.30	9.96	9.58
45.0	13.17	12.73	12.29	11.85	11.51	11.13	10.74	10.35	10.02
90.0	12.68	12.23	11.79	11.46	11.02	10.63	10.24	9.96	9.58
135.0	12.95	12.57	12.12	11.73	11.35	11.02	10.63	10.24	9.91
180.0	13.28	12.90	12.51	12.18	11.73	11.35	10.96	10.63	10.24
225.0	13.23	12.79	12.40	12.01	11.57	11.18	10.79	10.41	9.96
270.0	13.84	13.45	12.90	12.51	12.01	11.68	11.29	10.85	10.46
315.0	13.28	12.84	12.45	11.96	11.57	11.18	10.74	10.41	10.07
360.0	12.57	12.18	11.85	11.40	11.07	10.63	10.30	9.96	9.58
C/γ(°)	81.0	82.0	83.0	84.0	85.0	86.0	87.0	88.0	89.0
0.0	9.30	8.97	8.80	8.52	8.36	8.14	7.92	7.75	7.69
45.0	9.58	9.35	8.97	8.75	8.47	8.25	8.08	7.86	7.64
90.0	9.30	8.91	8.69	8.47	8.25	8.03	7.86	7.64	7.64
135.0	9.58	9.19	8.86	8.58	8.41	8.19	7.97	7.75	7.58
180.0	9.91	9.58	9.24	8.91	8.69	8.47	8.30	8.08	7.86
225.0	9.69	9.35	9.02	8.75	8.52	8.30	8.14	7.97	7.75
270.0	10.13	9.69	9.35	9.08	8.80	8.52	8.30	8.14	7.92
315.0	9.69	9.41	9.02	8.75	8.52	8.36	8.19	7.92	7.75
360.0	9.30	8.97	8.80	8.52	8.36	8.14	7.92	7.75	7.69

Intensity data(cd)

C/γ(°)	90.0
0.0	7.69
45.0	7.64
90.0	7.64
135.0	7.64
180.0	7.69
225.0	7.64
270.0	7.64
315.0	7.64
360.0	7.69